

7.

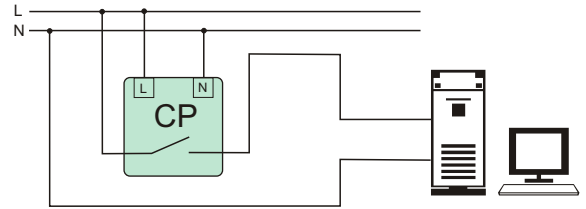
VOLTAGE RELAYS

PURPOSE

Voltage relays serve to voltage control in single or three phase mains and to protect receiver against the effects of voltage collapse or increase beyond set values.

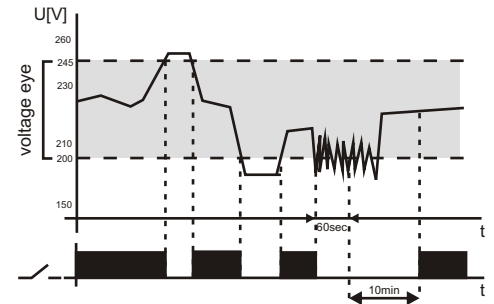
ATTENTION!

All types of CP can be supplied with a voltage up to 450V~. This ensures the effective protection of the receiver even in case of a voltage increase beyond allowable standards. Also, in case of supply polarity exchange or when "zero" is switched off (for three-phase types) the relay will not be destroyed ("burned").



FUNCTIONING

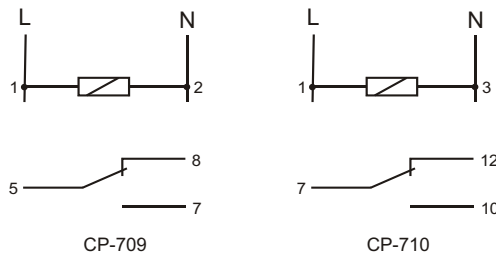
Lower voltage value (U1) and upper voltage value (U2) are set by means of potentiometers. It is so-called eye of voltage, in limits of which can occur changes of phases voltages that do not cause activation of relay. Change of phase voltage on one of phases above or below set voltage thresholds will cause activation of relay. Reactivation follows automatically return of correct voltage value.



ONE-PHASE TYPE

CP-709 WITHOUT TIME-BLOCKADE

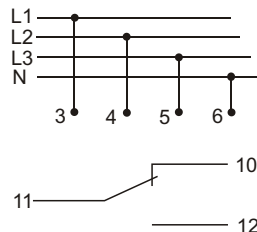
CP-710 WITH TIME-BLOCKADE



Supply	50+450V AC
current load	<16A
Contacts	1 C/O
signalling of supply	4xLED
Voltage Value	
lower U1	150+210V
upper U2	230+260V
hysteresis	
for U1	5V
for U2	5V
activation lag delay functions	
for U1	1,5sec
For U2	0,1sec
Recovery time	
for U1	1,5sec
for U2	1,5sec
power consumption	0,8W
Connection	screw terminals 2,5mm ²
working temperature	-25+50°C
Dimension	1 module (18mm)
fixing	on rail TH-35

THREE-PHASES TYPE

CP-730 WITH TIME-BLOCKADE



Supply	3x(50+450V)+N
current load	<10A
Contacts	1 C/O
signalling of supply	4xLED
Voltage Value	
lower U1	150+210V
upper U2	230+260V
hysteresis	
for U1	5V
for U2	5V
activation lag delay functions	
for U1	1,5sec
For U2	0,1sec
Recovery time	
for U1	1,5sec
for U2	1,5sec
power consumption	0,8W
Connection	screw terminals 2,5mm ²
working temperature	-25+50°C
Dimension	3 modules (52,5mm)
fixing	on rail TH-35

ATTENTION!

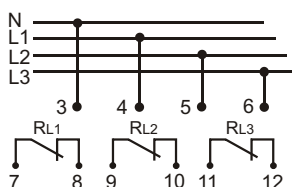
Because of unstable voltage in mains and frequent changes of supply voltage beyond the set thresholds of "eye of voltage" (at least 10 times per 1minute), relay blocks itself for 10 minutes. This prevents against too frequent, cyclic switching-ON and OFF of the connected receiver.

UNDER VOLTAGE

CP-733 *Contacts 3×1N/C*

FUNCTIONING

A voltage relay is used to control voltage in a 3-phase network and secure a receiver against voltage drops below a preset value. Voltage decay in a phase or its drop below a preset activation threshold results in the shortage of the relay contact for this phase. The contact will be automatically released after the voltage in the phase is reinstated or its increase is 5V over the preset threshold (i.e. the voltage hysteresis value).

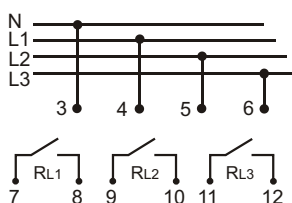


Supply	3×(50±4 50V)+N
Current load	3×(<8A)
contact	separated 3×1N/C
signalling of supply	3×LED
Switching delay	170±210V
Histeresis	5V
operation time	0,5sek
Power supply return	1,5sek
Power consumption	0,8W
terminal	screw terminals 2,5mm ²
Working temperature	-25+50°C
durability	10 ⁵ of switching
Dimensions	3 modules (52,5mm)
Fixing	on rail TH-35

CP-734 *Contacts 3×1N/O*

FUNCTIONING

A voltage relay is used to control voltage in a 3-phase network and secure a receiver against voltage drops below a preset value. Voltage decay in a phase or its drop below a preset activation threshold results in the opened of the relay contact for this phase. The contact will be automatically released after the voltage in the phase is reinstated or its increase is 5V over the preset threshold (i.e. the voltage hysteresis value).



Supply	3×(50±4 50V)+N
Current load	3×(<8A)
contact	separated 3×1N/O
signalling of supply	3×LED
Switching delay	170±210V
Histeresis	5V
operation time	0,5sek
Power supply return	1,5sek
Power consumption	0,8W
terminal	screw terminals 2,5mm ²
Working temperature	-25+50°C
durability	10 ⁵ of switching
Dimensions	3 modules (52,5mm)
Fixing	on rail TH-35

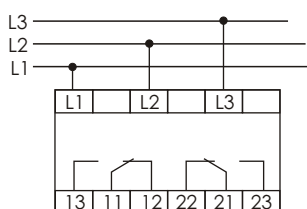
CP-500 *POWER SUPPLY 3×500V. WITHOUT NEUTRAL*

PROTECTING FEATURES

- PROTECTION AGAINST PHASE COLLAPSE
- PROTECTION AGAINST OF PHASE CHANGE ORDER
- PROTECTION AGAINST PHASE ASYMMETRY
- PROTECTION AGAINST CROSSING OVER VOLTAGE 580V
- PROTECTION AGAINST DECLINE BELOW VOLTAGE 420V

FUNCTIONING

With the correct network voltage contacts remain closed. Operation of any security opens the sensor's contacts. Closure of the contacts will automatically after return the correct network parameters.



supply	3×500V
current load	2×[<8A]
contact	separated 2P
status indication	6×LED
activation asymmetry - adjustable	5+80V
activation time- adjustable	1+10sec
time to return	1,5sec
threshold voltage activation	
upper	580V
lower	420V
return voltage histeresis	5V
power consumption	0,7W
protection level	IP20
connection	screw terminals 2,5mm ²
working temperature	-25+50°C
dimensions	4 modules (70mm)
weigh	250g
fixing	on rail TH-35